

08.20.24

Technology Solutions and Services

New Faculty Orientation



Jennifer Brant-Gargan

Chief Information Officer

Welcome!

Jason Jones

*Assistant Director,
Teaching and Learning
with Technology*

Ryan Bender

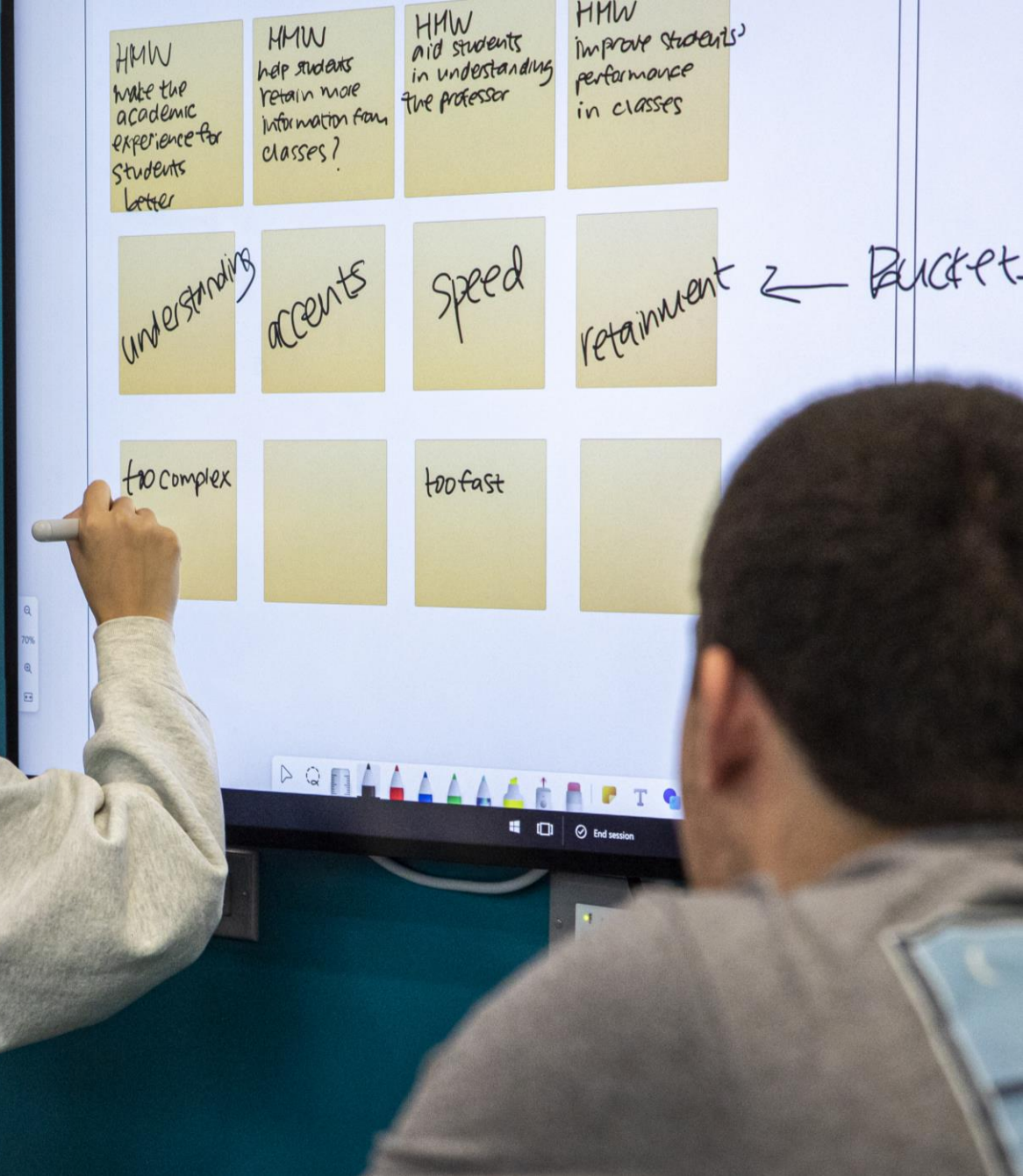
*Director,
Digital University
Solutions and Experience*

EJ Lewis

*Director,
Customer Experience*

Creating Learning Experiences with Technology

Teaching and learning



Educational Tools

Learning Management System


- Canvas: canvas.northeastern.edu

Academic Technologies Consulting and Support

- Let's partner: athelp@northeastern.edu

Classroom Technology

- See your classroom: classroom.northeastern.edu

A photograph of two men in an office setting. They are both looking at their respective laptops. The man on the left is wearing a dark jacket over a light-colored shirt. The man on the right is wearing a dark sweater. A water bottle is visible on the desk between them. The background shows a window with bright light and an office chair.

Productivity and Collaboration with Technology

Solutions, training, and
consulting

Digital Solutions

Communication and Collaboration

- Microsoft 365 and Teams: microsoft365.northeastern.edu

Productivity

- Employee Hub: me.northeastern.edu

Training and Consults

- Learn: training.its.northeastern.edu



24/7 Help with Technology

Support and services

Find Your Tech Resources

Get Started

Tech resources that jumpstart your journey to success.



[Explore Services](#)



[Find Answers](#)



[Report an Issue](#)



Get Help



Online: **service.northeastern.edu/tech**



Phone: **617.373.HELP [4357]**



Email: **help@northeastern.edu**



In-Person: **Tech Bar, 1st Floor, Snell Library**

A man with dark hair and a beard, wearing a dark blue button-down shirt, is sitting at a desk and looking intently at a silver Dell laptop. The background shows a modern office environment with large windows and a potted plant.

Connect to Tech Faculty Guide

connect-to-tech.northeastern.edu/faculty

Questions,
welcomed!





Teaching with Technology

- Helping you create engaging learning environments for your students through the effective use of digital media and educational tools.
- Supporting you in getting the most out of the learning management system at Northeastern.

Let's Partner on Teaching and Learning

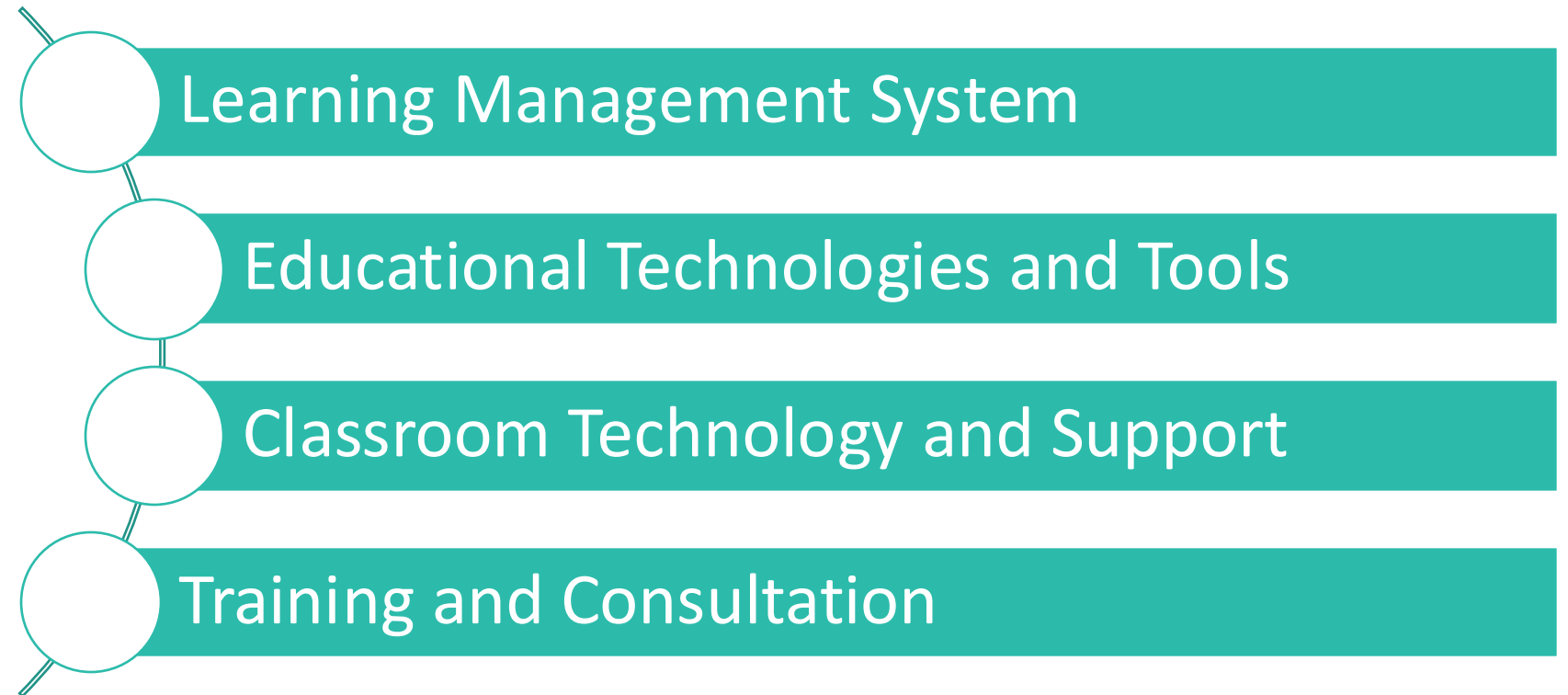
>> athelp@northeastern.edu

>> service.northeastern.edu/tech



Teaching with Technology

Some of the solutions for teaching with technology





Educational technology consultations and resources

- Keep students learning between classes.
- A start-of-term checklist helps you create an experience that supports student success.
- <https://canvas.northeastern.edu/start-of-the-term-checklist/>

Let's Work Together

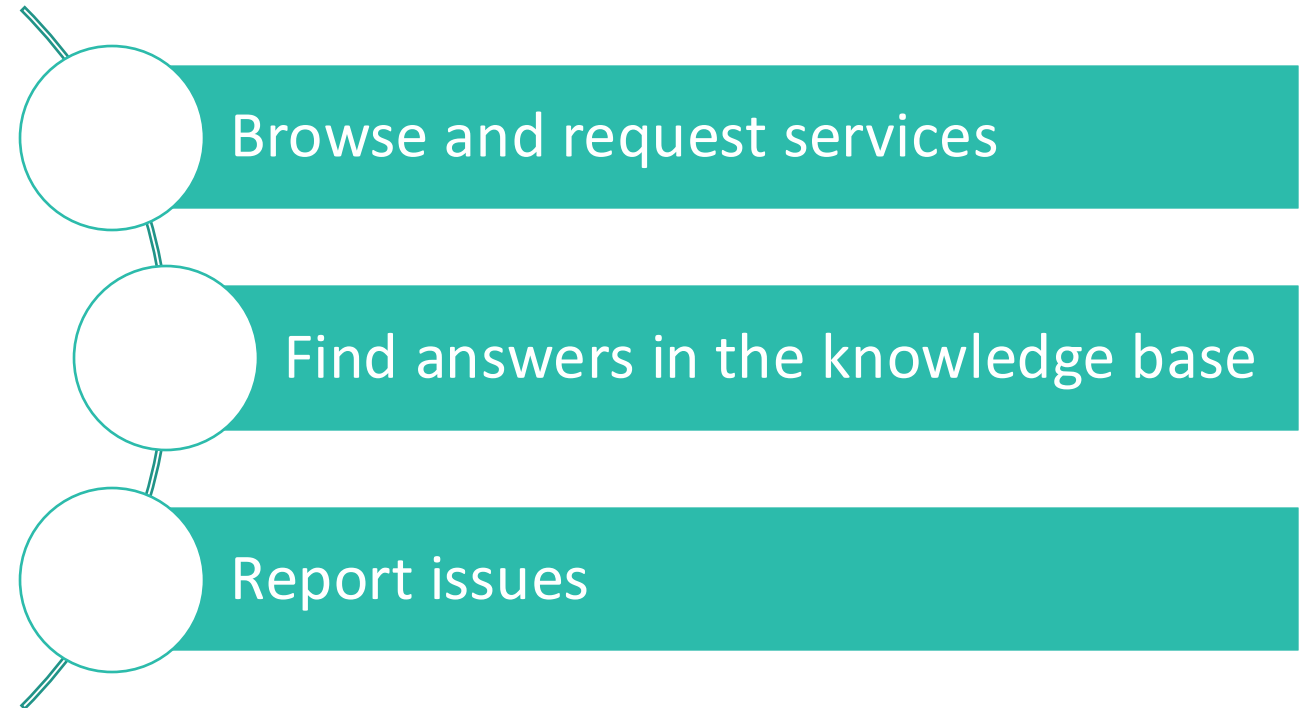
- >> [Schedule a consultation](#) with an Academic Technologies team member
- >> Drop-in help: [Online 1 p.m. – 4 p.m. ET M – F](#)



Service and Solutions

Tech Service Portal

>> service.northeastern.edu/tech





Productivity and Collaboration

The Employee Hub provides quick, easy access to productivity tools and other resources to help manage your work more efficiently.

>> me.northeastern.edu

Full suite of Microsoft 365 apps available to you anywhere, anytime in the cloud—enabling you to collaborate with anyone.

>> microsoft365.northeastern.edu

Microsoft Teams is the central digital hub that brings your conversations, calls, files, and apps together in one place.

>> teams.northeastern.edu





Classroom technology, training, and support

- All classrooms have a monitor or projector, a camera, and a microphone.
- Microsoft Teams is meeting and collaboration software available for faculty who wish to incorporate the classroom into a larger student engagement strategy
- Instructors are encouraged to bring their own devices for the most personalized environment.
- Training is available at training.its.northeastern.edu.

Classroom support

>> Email classroomITsupport@northeastern.edu while in the classroom and include the room number.

