

A world map with a dark background, overlaid with a complex network of glowing lines in red, blue, green, and purple, representing global connectivity or data flow.

WELCOME TO YOUR LIBRARY




Dan Cohen
Vice Provost for Information Collaboration
Dean of the Library

Evan Simpson
Associate Dean for Experiential Learning and
Academic Engagement

Introduction + Agenda

Welcome

- Library vision and mission
- Location(s), hours, and renovation



Agenda

- Core resources and services
- Accessing the library
- Teaching support and student success
- Research and publishing support
- Q/A

Core resources

People:

- [Library subject experts and specialists](#)
- [Library administration](#)

Overview of digital and physical information resources/collections:

- Databases, journals, e-books, streaming media, data, print collection, and more...
- Archives and Special Collections



Core services

Discovery-to-delivery solutions:

Interlibrary Loan, document delivery, and reciprocal access/borrowing programs

Teaching, learning, and Research support:

Open and course-based programming, citation management, research data services, publishing and open access, etc.

Specialized services:

Research data management, data visualization and GIS, text and data mining

Access

- [Library website](#) links to all resources, services, and more
- [Find databases](#)
- [Find journals](#)
- [Find books and articles: Scholar OneSearch](#)



Archives and Special Collections

- Focus and breadth of collections
- Accessing archives and special collections
- Community engagement/related programming
- [Teaching with Archives Program](#)



Teaching Support: course prep, planning, and design

Course planning resources

- [Affordable course materials solutions](#)
- [Reserves/Leganto](#)
- [Assignment planning/design](#)
- [Course planning resources guide](#)

Student success

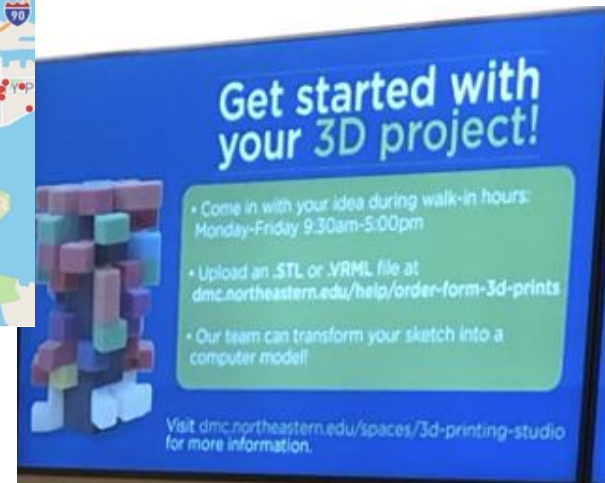
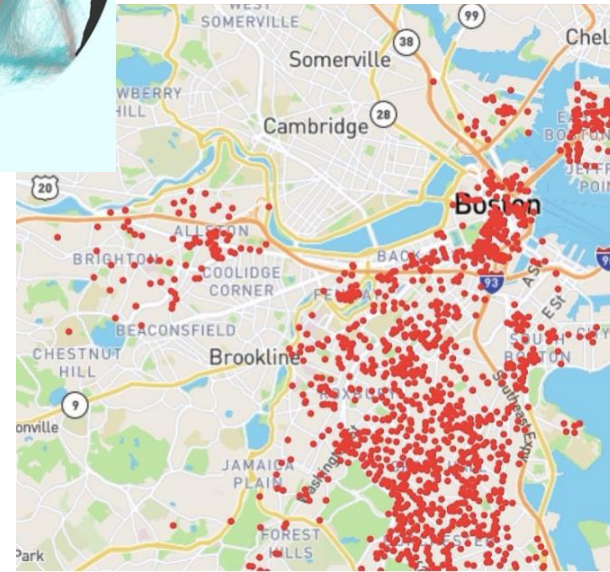
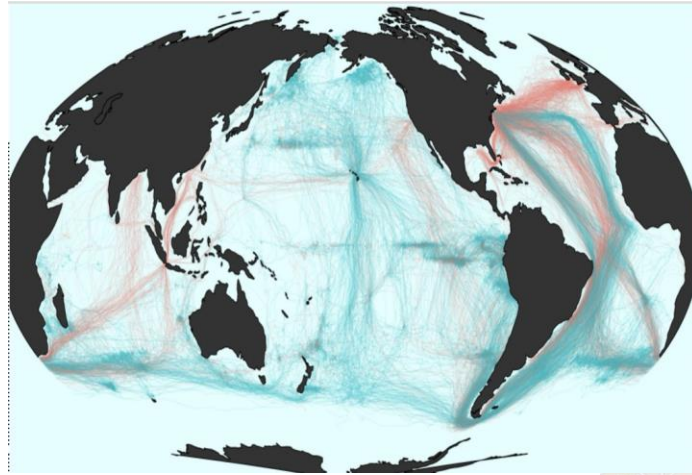
How can we support you and help your students be successful?

- Customized workshops for classes: [Request a workshop](#)
- [Online research tutorials](#) and [research subject guides](#) to help students locate info/experts
- [Open workshops/other programming for students](#)
- [1:1 and small group appointments](#)
- Get help: [24/7 online chat support](#) or [email the library](#)



Services for Research

- GIS
- Data Visualization
- Research Data
- Text Mining
- Systematic Review
- Audio/Video
- Entrepreneurship
- Open access, DRS
- Collaboration
- AI



Get started with your 3D project!

- Come in with your idea during walk-in hours: Monday-Friday 9:30am-5:00pm
- Upload an .STL or .VRML file at dmc.northeastern.edu/help/order-form-3d-prints
- Our team can transform your sketch into a computer model!

Visit dmc.northeastern.edu/spaces/3d-printing-studio for more information.



FOCUS & COLLABORATE

RESEARCH

CREATE

WELCOME SERVICES

COLLECTIONS & RESOURCES

A world map with a dark background, overlaid with a complex network of glowing lines in various colors (red, blue, green, yellow, purple) representing global connections or data flow. The lines are most dense in North America and Europe.

Thanks! Questions?



Dan Cohen
Vice Provost for Information Collaboration
Dean of the Library

Evan Simpson
Associate Dean for Experiential Learning and
Academic Engagement