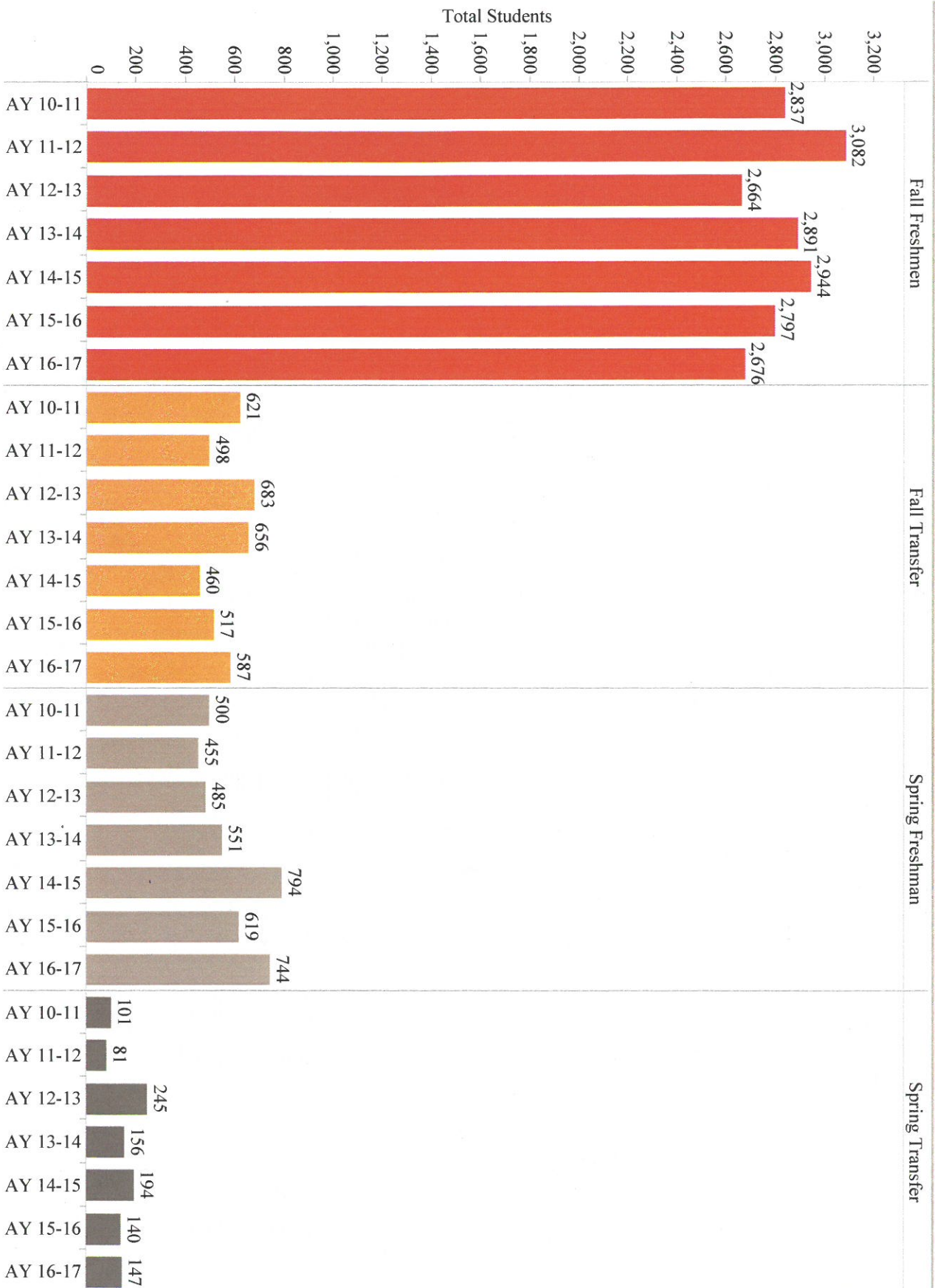


Total Incoming Students



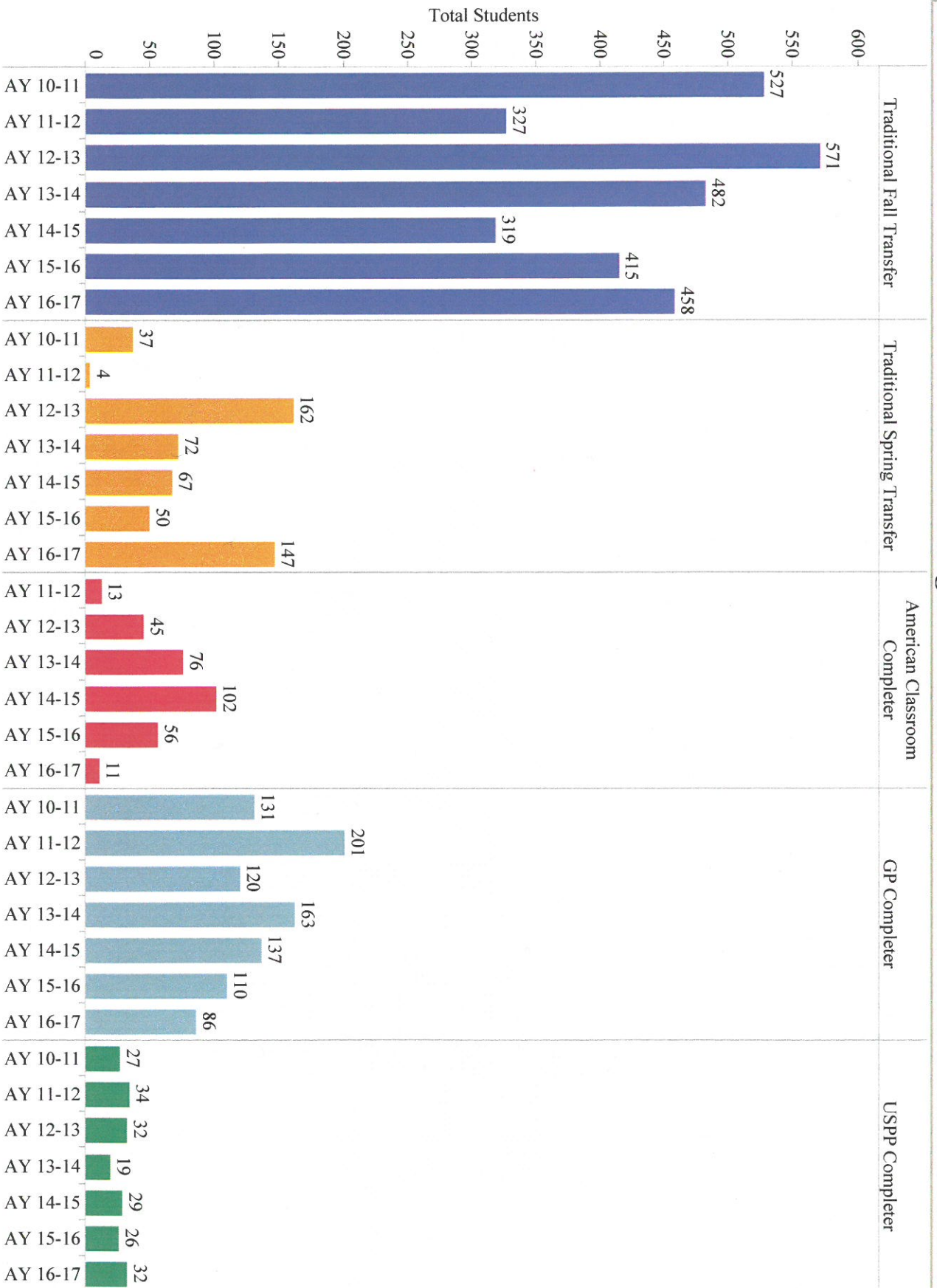
Note: Spring '17 American Classroom and Global Pathways completers not reflected in AY16-17 figures.

Incoming Students by Entry Point

Entry Population	DMS	Boue	Computer Science	Engineering	Arts Media and Design	Explore	General Studies	Science	Social Sciences and Humanities
Fall Freshmen	540 406524537	420412	11213116	570 318501	240736224	292 285260	209 162	426 453477	384 426
	463 419	421	207 250	683 684	156 148	234 209	171 104	437420281266	285
	421	294	139	631	244	182186	128 94	246	23521598
	419	234211	207	574	24	182186	104	246	23521598
	421	329511	207	574	24	182186	104	246	23521598
	421	234211	207	574	24	182186	104	246	23521598
	421	329511	207	574	24	182186	104	246	23521598
	421	234211	207	574	24	182186	104	246	23521598
	421	329511	207	574	24	182186	104	246	23521598
	421	234211	207	574	24	182186	104	246	23521598
Fall Transfer	176 112	188	14 12	48 61	118 64	1 1	5 4	159 114	173
	97 134	138 80	14 12	77 63	113 19	1 1	9 5	114 105	152 79
	134	80	23 23	33 34	69 78	1 1	1 1	114 111	103
	176	188	23 24	34 45	78 73	1 2	8	114 111	135 107
	176	188	23 24	34 45	78 73	1 2	8	114 111	135 107
	176	188	23 24	34 45	78 73	1 2	8	114 111	135 107
	176	188	23 24	34 45	78 73	1 2	8	114 111	135 107
	176	188	23 24	34 45	78 73	1 2	8	114 111	135 107
	176	188	23 24	34 45	78 73	1 2	8	114 111	135 107
	176	188	23 24	34 45	78 73	1 2	8	114 111	135 107
Spring Freshman	86 124	243	10 2	42 60	74 61	87 62	19 4	95 66	73 63
	143 63	165	9 11	64 68	67 69	62 47	11 1	47 79	60 62
	143	165	9	68	69	62	1	79	62
	124	172	2	99	62	66	1	111	80
	143	165	2	101	62	66	1	81	73
	143	165	2	101	62	66	1	81	73
	143	165	2	101	62	66	1	81	73
	143	165	2	101	62	66	1	81	73
	143	165	2	101	62	66	1	81	73
	143	165	2	101	62	66	1	81	73
Spring Transfer	48 49	30 48	1 6	14 11	12 6	4	4	45 27	14 11
	90 30	28 37	4 8	28 14	4 2	1	4	31 24	23 14
	90	37	8	28	2	1	4	23	14
	48	37	15	28	2	1	4	23	14
	49	37	15	28	2	1	4	23	14
	49	37	15	28	2	1	4	23	14
	49	37	15	28	2	1	4	23	14
	49	37	15	28	2	1	4	23	14
	49	37	15	28	2	1	4	23	14
	49	37	15	28	2	1	4	23	14
Grand Total	847 927	818	4 1	831 840	447 363	354 285	213 113	650 612	541 450
	828 27	810	4 1	702 668	427 398	357 376	191 167	644 696	571
	828	810	4	719	398	376	167	696	571
	27	818	1	840	363	285	167	696	571
	27	818	1	840	363	285	167	696	571
	27	818	1	840	363	285	167	696	571
	27	818	1	840	363	285	167	696	571
	27	818	1	840	363	285	167	696	571
	27	818	1	840	363	285	167	696	571
	27	818	1	840	363	285	167	696	571

Note: Spring '17 American Classroom and Global Pathways completers not reflected in AY16-17 figures.

Incoming Transfer Students



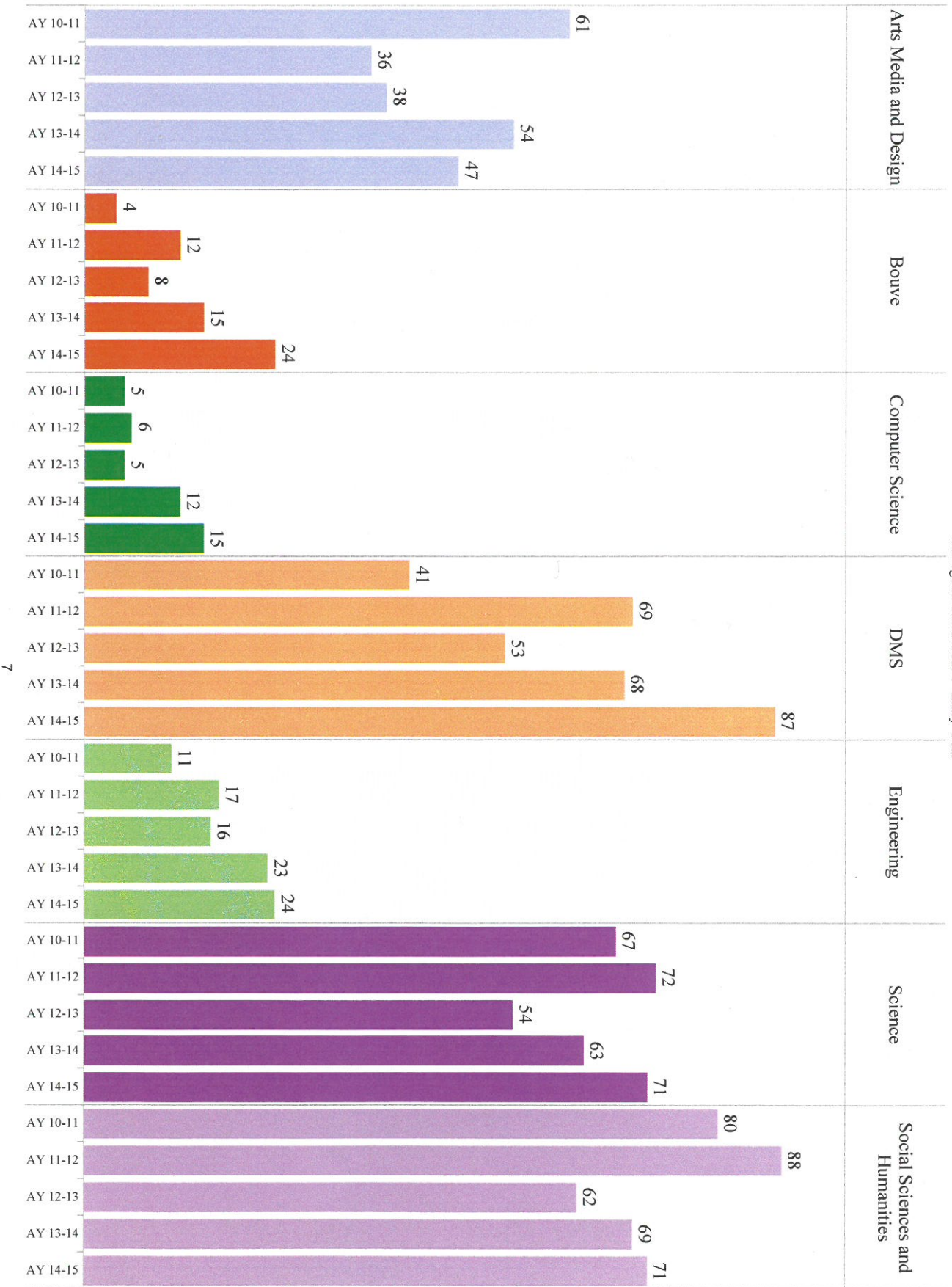
Note: Spring '17 American Classroom and Global Pathways completers not reflected in AY16-17 figures.

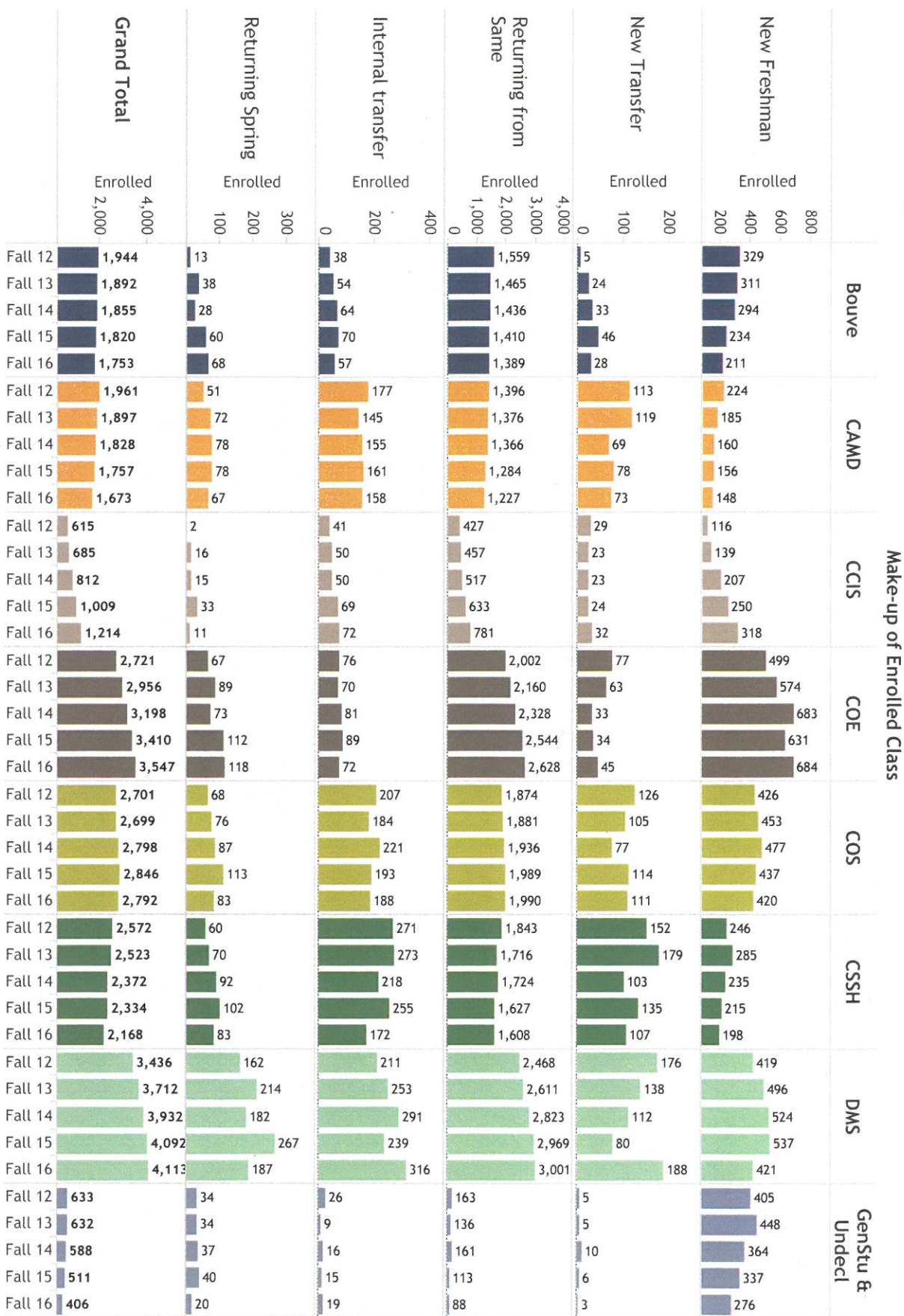
Types of Incoming Transfer Students by College

Year	Pipeline Programs	DMS	Bouve	Computer Science	Engineering	Arts Media and Design	Science	Social Sciences and Humanities
AY 10-11	13	77		4	16	15	10	9
AY 11-12	22	100		5	37	10	20	29
AY 12-13	17	60		9	12	6	13	20
AY 13-14	7	55		5	20	27	19	37
AY 14-15	13	57		11	17	13	22	17
AY 15-16	11	29		12	20	14	17	17
AY 16-17	18	30		6	10	10	25	5
AY 10-11				2	62	4	1	2
AY 11-12				13	72	3	2	1
AY 12-13				39	105	2	3	2
AY 13-14				34	77	1	3	3
AY 14-15				27	49	2	2	3
AY 15-16				33	55	2	4	3
AY 16-17				32	58	2	5	1
AY 10-11				18	62	4	7	11
AY 11-12				13	72	1	1	26
AY 12-13				39	105	7	8	26
AY 13-14				34	77	5	12	17
AY 14-15				27	49	7	20	3
AY 15-16				33	55	4	15	15
AY 16-17				32	58	1	13	23
AY 10-11				2	62	5	5	165
AY 11-12				13	72	6	6	90
AY 12-13				39	105	7	7	136
AY 13-14				34	77	5	9	137
AY 14-15				27	49	7	4	85
AY 15-16				33	55	4	4	115
AY 16-17				32	58	1	5	99
AY 10-11	4			18	62	4	7	11
AY 11-12	4			13	72	3	1	26
AY 12-13	11			39	105	2	8	30
AY 13-14	28			34	77	1	12	38
AY 14-15	41			27	49	2	20	15
AY 15-16	54			33	55	2	6	40
AY 16-17	43			32	58	2	5	
AY 10-11	4			18	62	4	7	11
AY 11-12	4			13	72	3	1	26
AY 12-13	11			39	105	2	8	30
AY 13-14	28			34	77	1	12	38
AY 14-15	41			27	49	2	20	15
AY 15-16	54			33	55	2	6	40
AY 16-17	43			32	58	2	5	
AY 10-11	4			18	62	4	7	11
AY 11-12	4			13	72	3	1	26
AY 12-13	11			39	105	2	8	30
AY 13-14	28			34	77	1	12	38
AY 14-15	41			27	49	2	20	15
AY 15-16	54			33	55	2	6	40
AY 16-17	43			32	58	2	5	
AY 10-11	4			18	62	4	7	11
AY 11-12	4			13	72	3	1	26
AY 12-13	11			39	105	2	8	30
AY 13-14	28			34	77	1	12	38
AY 14-15	41			27	49	2	20	15
AY 15-16	54			33	55	2	6	40
AY 16-17	43			32	58	2	5	
AY 10-11	4			18	62	4	7	11
AY 11-12	4			13	72	3	1	26
AY 12-13	11			39	105	2	8	30
AY 13-14	28			34	77	1	12	38
AY 14-15	41			27	49	2	20	15
AY 15-16	54			33	55	2	6	40
AY 16-17	43			32	58	2	5	
AY 10-11	4			18	62	4	7	11
AY 11-12	4			13	72	3	1	26
AY 12-13	11			39	105	2	8	30
AY 13-14	28			34	77	1	12	38
AY 14-15	41			27	49	2	20	15
AY 15-16	54			33	55	2	6	40
AY 16-17	43			32	58	2	5	
AY 10-11	4			18	62	4	7	11
AY 11-12	4			13	72	3	1	26
AY 12-13	11			39	105	2	8	30
AY 13-14	28			34	77	1	12	38
AY 14-15	41			27	49	2	20	15
AY 15-16	54			33	55	2	6	40
AY 16-17	43			32	58	2	5	
AY 10-11	4			18	62	4	7	11
AY 11-12	4			13	72	3	1	26
AY 12-13	11			39	105	2	8	30
AY 13-14	28			34	77	1	12	38
AY 14-15	41			27	49	2	20	15
AY 15-16	54			33	55	2	6	40
AY 16-17	43			32	58	2	5	
AY 10-11	4			18	62	4	7	11
AY 11-12	4			13	72	3	1	26
AY 12-13	11			39	105	2	8	30
AY 13-14	28			34	77	1	12	38
AY 14-15	41			27	49	2	20	15
AY 15-16	54			33	55	2	6	40
AY 16-17	43			32	58	2	5	
AY 10-11	4			18	62	4	7	11
AY 11-12	4			13	72	3	1	26
AY 12-13	11			39	105	2	8	30
AY 13-14	28			34	77	1	12	38
AY 14-15	41			27	49	2	20	15
AY 15-16	54			33	55	2	6	40
AY 16-17	43			32	58	2	5	
AY 10-11	4			18	62	4	7	11
AY 11-12	4			13	72	3	1	26
AY 12-13	11			39	105	2	8	30
AY 13-14	28			34	77	1	12	38
AY 14-15	41			27	49	2	20	15
AY 15-16	54			33	55	2	6	40
AY 16-17	43			32	58	2	5	
AY 10-11	4			18	62	4	7	11
AY 11-12	4			13	72	3	1	26
AY 12-13	11			39	105	2	8	30
AY 13-14	28			34	77	1	12	38
AY 14-15	41			27	49	2	20	15
AY 15-16	54			33	55	2	6	40
AY 16-17	43			32	58	2	5	
AY 10-11	4			18	62	4	7	11
AY 11-12	4			13	72	3	1	26
AY 12-13	11			39	105	2	8	30
AY 13-14	28			34	77	1	12	38
AY 14-15	41			27	49	2	20	15
AY 15-16	54			33	55	2	6	40
AY 16-17	43			32	58	2	5	
AY 10-11	4			18	62	4	7	11
AY 11-12	4			13	72	3	1	26
AY 12-13	11			39	105	2	8	30
AY 13-14	28			34	77	1	12	38
AY 14-15	41			27	49	2	20	15
AY 15-16	54			33	55	2	6	40
AY 16-17	43			32	58	2	5	
AY 10-11	4			18	62	4	7	11
AY 11-12	4			13	72	3	1	26
AY 12-13	11			39	105	2	8	30
AY 13-14	28			34	77	1	12	38
AY 14-15	41			27	49	2	20	15
AY 15-16	54			33	55	2	6	40
AY 16-17	43			32	58	2	5	
AY 10-11	4			18	62	4	7	11
AY 11-12	4			13	72	3	1	26
AY 12-13	11			39	105	2	8	30
AY 13-14	28			34	77	1	12	38
AY 14-15	41			27	49	2	20	15
AY 15-16	54			33	55	2	6	40
AY 16-17	43			32	58	2	5	
AY 10-11	4			18	62	4	7	11
AY 11-12	4			13	72	3	1	26
AY 12-13	11			39	105	2	8	30
AY 13-14	28			34	77	1	12	38
AY 14-15	41			27	49	2	20	15
AY 15-16	54			33	55	2	6	40
AY 16-17	43			32	58	2	5	
AY 10-11	4			18	62	4	7	11
AY 11-12	4			13	72	3	1	26
AY 12-13	11			39	105	2	8	30
AY 13-14	28			34	77	1	12	38
AY 14-15	41			27	49	2	20	15
AY 15-16	54			33	55	2	6	40
AY 16-17	43			32	58	2	5	
AY 10-11	4			18	62	4	7	11
AY 11-12	4			13	72	3	1	26
AY 12-13	11			39	105	2	8	30
AY 13-14	28			34	77	1	12	38
AY 14-15	41			27	49	2	20	15
AY 15-16	54			33	55	2	6	40
AY 16-17	43			32	58	2	5	
AY 10-11	4			18				

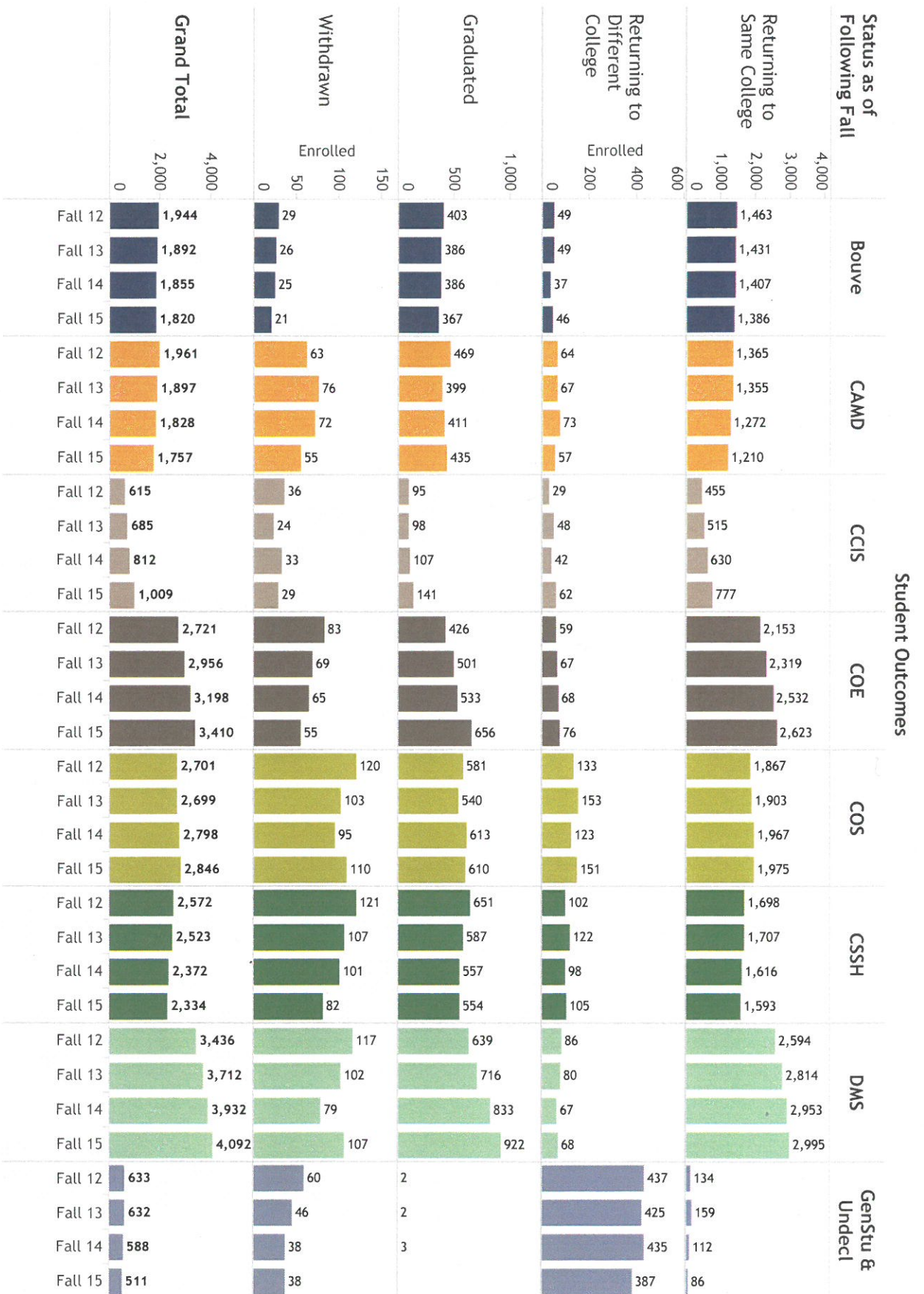
College in Third Year for Undeclared by Entry Year

College in Third Year / Entry Year





These data look at the enrolled students as of the fall semester and places them in various categories. 'New Freshmen' are First Time Full Time Freshmen. 'New Transfer' are external transfers just entering Northeastern University. 'Returning from Same' are students who were enrolled at NU the previous fall in the same college. 'Internal Transfer' are students who were enrolled at the University the previous fall but in a different college. Returning Spring are students who enrolled either as freshmen or external transfers the previous spring semester.



This summary looks at students enrolled in a given college in the fall and describes what the student's status was as of the following fall. Example: in Fall '15, Bouve had 1,820 enrolled students. As of Fall '16, 1,386 of them were still enrolled in Bouve, 46 were enrolled at Northeastern but in a college other than Bouve, 367 had graduated, and 21 had withdrawn from the University.